



ಬೃಹತ್ ಬೆಂಗಳೂರು ಮಹಾನಗರ ಪಾಲಿಕೆ  
Bruhat Bengaluru Mahanagara Palike



# BBMP COVID-19 WAR ROOM 17.10.2022



# OVERVIEW OF COVID-19 IN BENGALURU



## CASE TRENDS

ACTIVE CASES **2,678**

### Confirmed Cases

**84**

18,73,218 #

### Recovered Cases

**41**

18,53,550 #

### Death Cases

**0**

16,990 #



## HOSPITALIZATION

**8**

### ICU – V

-

### ICU

-

### HDU

**1**

### General

**7**

INCLUDES GOVT. QUOTA AND PRIVATE WALK-IN HOSPITALIZATION



## VACCINATION

**80**

2,04,66,624 #

### First Dose

**18**

96,75,686 #

### Second Dose

**18**

94,74,752 #

### Precaution Dose

**44**

13,16,186 #



## TRIAGING

### MTU

**3**

### Tele Triage

**75**



## ACTIVE CLUSTERS

**0**

### Budding Clusters (<5 Cases)

**0**

### Clusters (> 5 cases)

**0**



## TESTING

**796**

3,19,18,303 #

### RAT

**94**

### RTPCR

**702**

Positivity : 5.58%

\*FOR LAST 7 DAYS

# : indicates cumulative numbers till date



# ABSTRACT OF COVID-19 SCENARIO IN BENGALURU

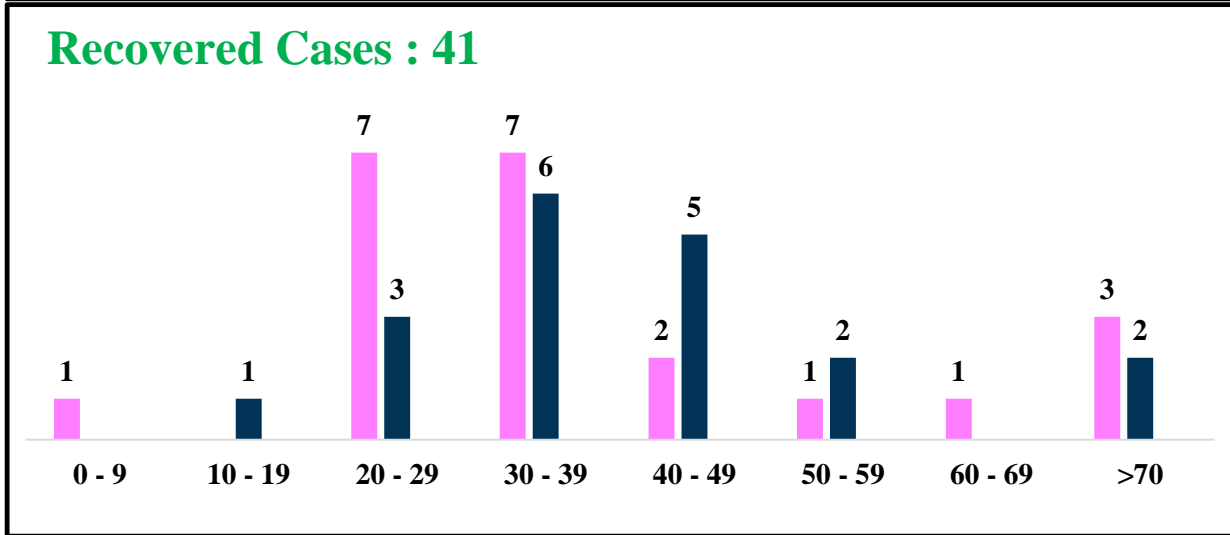
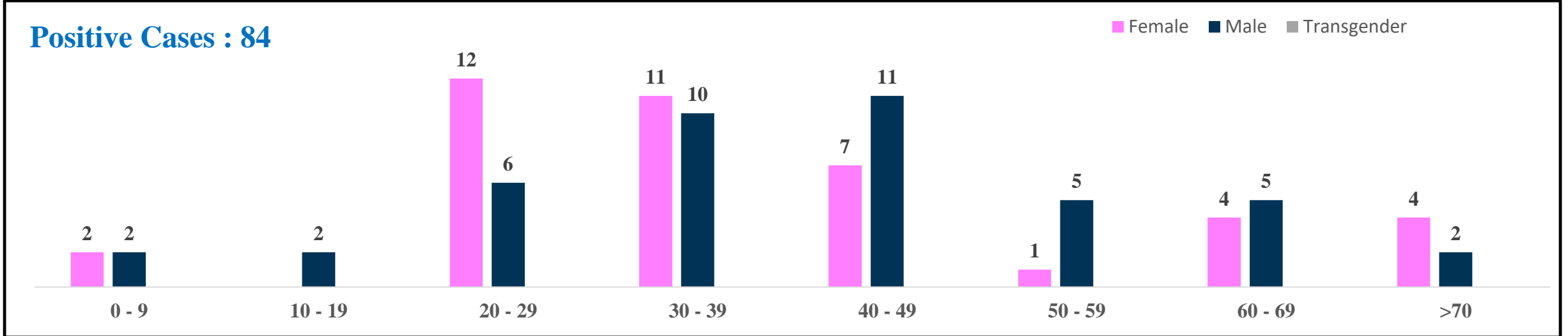


	MALE			FEMALE			TRANSGENDER			TOTAL		
	Last 24 Hours	Last 7 Days	Cumulative	Last 24 Hours	Last 7 Days	Cumulative	Last 24 Hours	Last 7 Days	Cumulative	Last 24 Hours	Last 7 Days	Cumulative
<b>Positive Cases</b>	43	414	11,03,965	41	338	7,68,361	0	0	196	84	752	18,73,218
<b>Recovered Cases</b>	19	257	10,91,471	22	229	7,61,985	0	0	187	41	486	18,53,550
<b>Death Cases</b>	0	1	10,760	0	1	6,226	0	0	4	0	2	16,990
<b>Total Tests Done</b>	<b>In Last 24 hrs. : 796</b>			<b>In last 7 days : 13,467</b>			<b>Cumulative : 3,19,18,303</b>					
<b>Vaccine Doses Administered</b>	<b>In Last 24 hrs. : 80</b>			<b>In last 7 days : 6,102</b>			<b>Cumulative : 2,04,66,624</b>					
<b>ACTIVE CASES</b>							<b>2,678</b>					

\*Covid deaths occurred today : 00 | Covid deaths occurred beyond last 24hrs., reported today : 00



# LAST 24 HOURS AGE GROUP AND GENDER WISE DISTRIBUTION

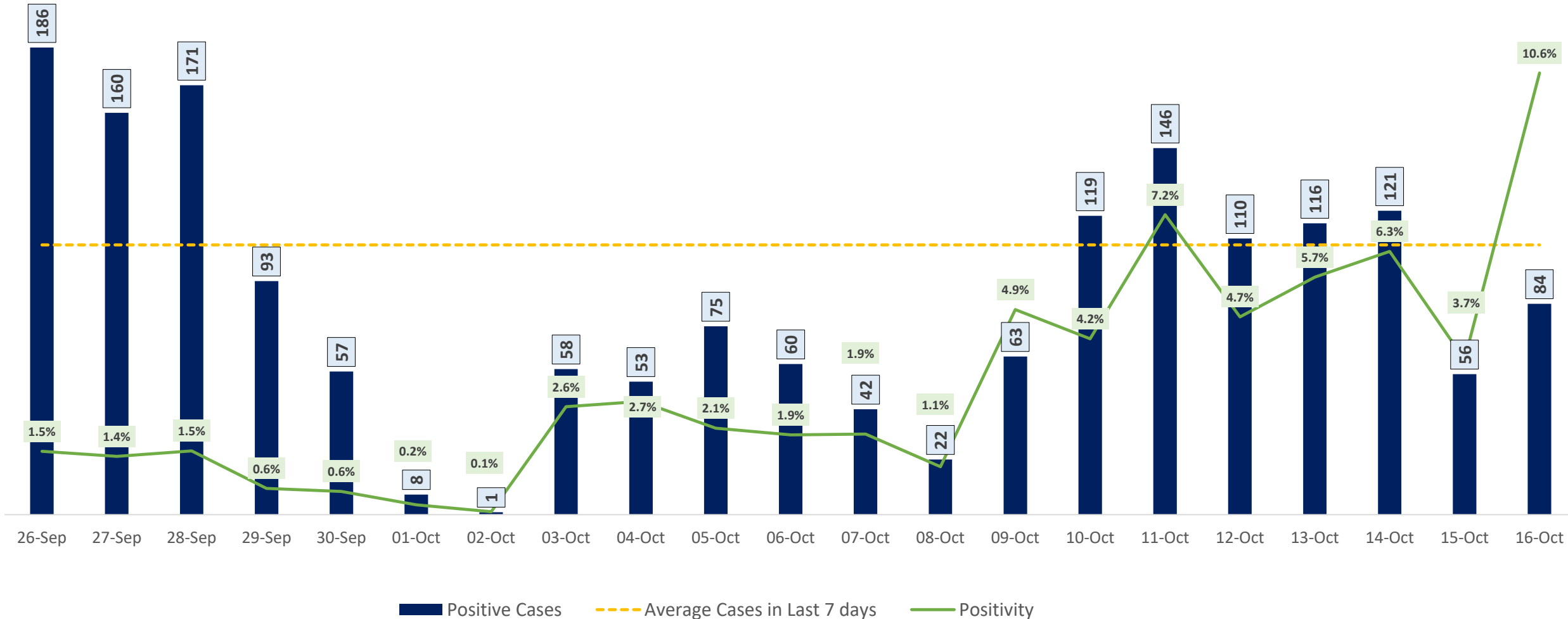




# POSITIVITY RATE OF BENGALURU – LAST 21 DAYS



Average Cases in Last 7 days : 107

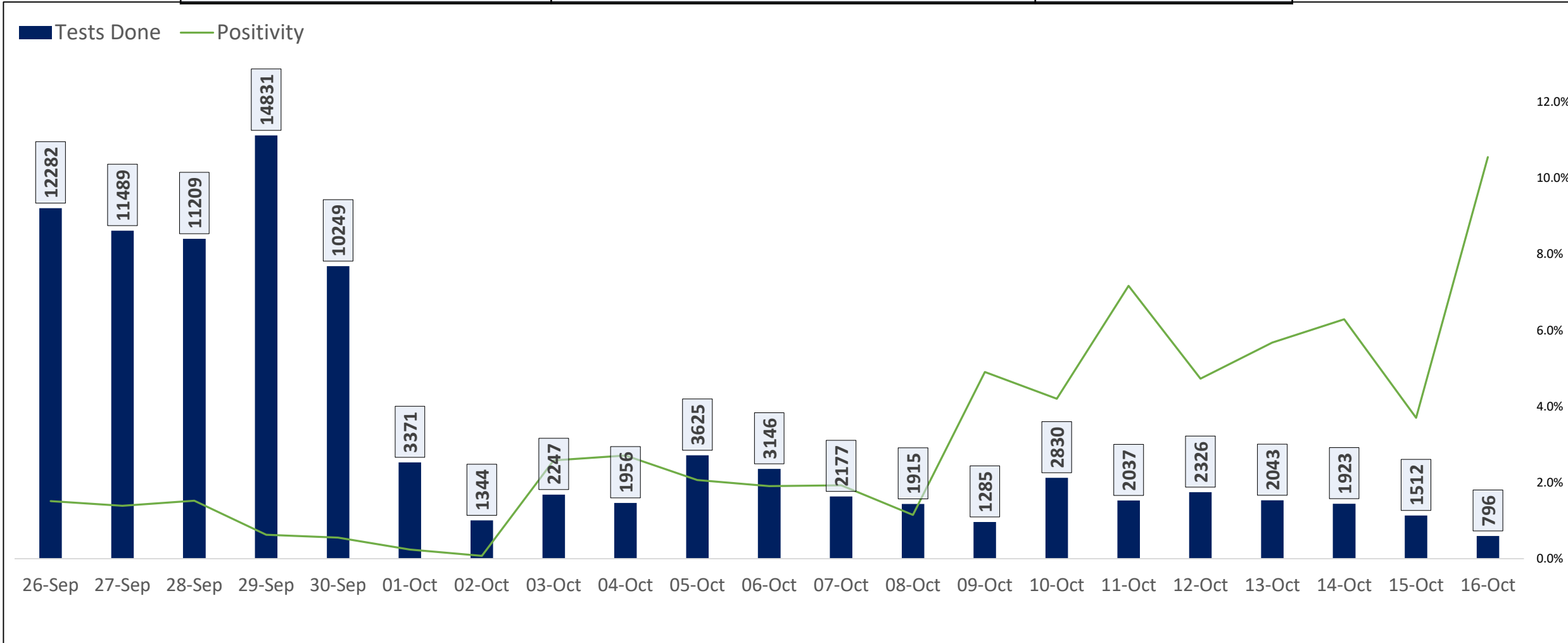




# TESTING TRENDS IN BENGALURU

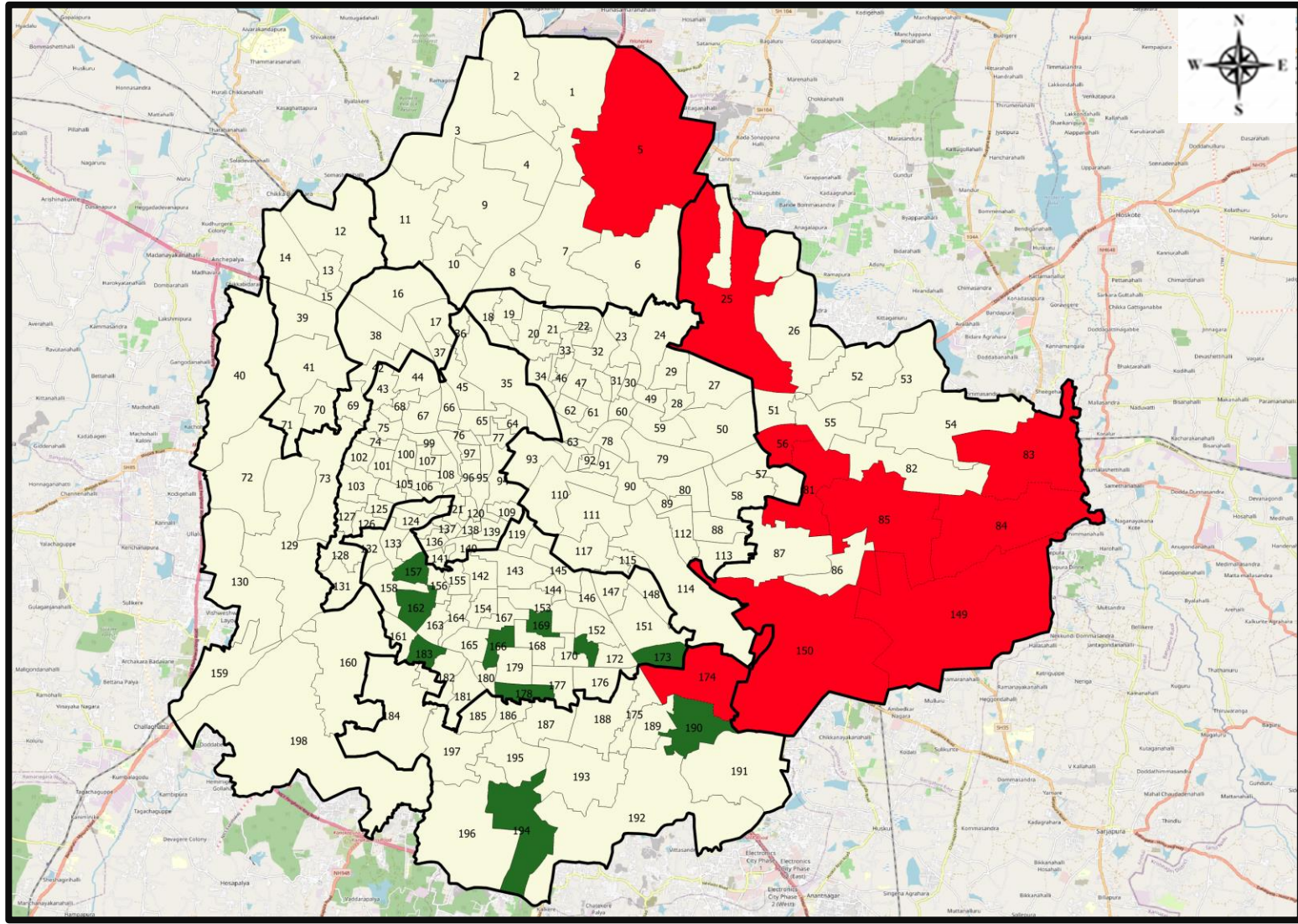


Total Test Conducted Till Date	Test Conducted Last 24 hours	Last 7 Days Average
3,19,18,303	796	1,924





# BENGALURU URBAN MAP SHOWING TREND OF POSITIVE CASES IN LAST 7 DAYS



### Top 10 wards reporting highest number of positive cases in last 7 days

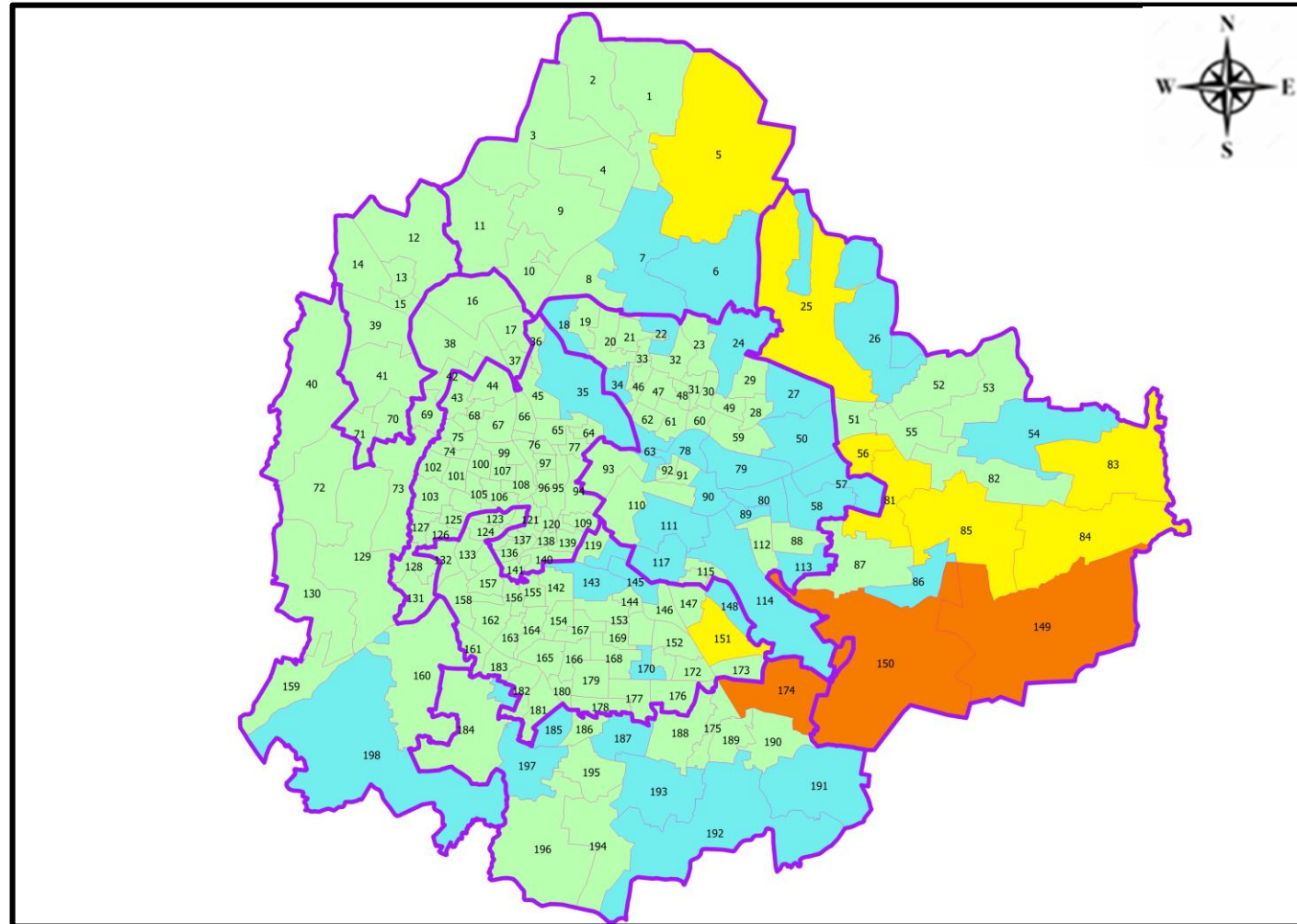
Ward No.	Ward Name	Daily Cases Average
150	Bellanduru	5
174	HSR Layout	4
149	Varthuru	3
83	Kadugodi	3
85	Dodda Nekkundi	3
25	Horamavu	2
84	Hagadur	2
5	Jakkuru	2
56	A Narayanapura	2
81	Vijnana Nagar	2







### Top 10 wards reporting least number of positive cases in last 7 days

Ward No.	Ward Name	Daily Cases Average
194	Gottigere	0
190	Mangammanapalya	0
183	Chikkalsandra	0
178	Sarakki	0
173	Jakkasandra	0
171	Gurappanapalya	0
169	Byrasandra	0
166	Karisandra	0
162	Girinagara	0
157	Gali Anjaneya Temple	0



# BENGALURU MAP SHOWING INTENSITY OF POSITIVE CASES IN LAST 7 DAYS



-  **Level 1 : 0 to 3 Cases**
-  **Level 2 : 3 to 10 Cases**
-  **Level 3 : 10 to 20 Cases**
-  **Level 4 : 20 to 50 Cases**
-  **Level 5 : More than 50 Cases**
-  **Zone Boundaries**

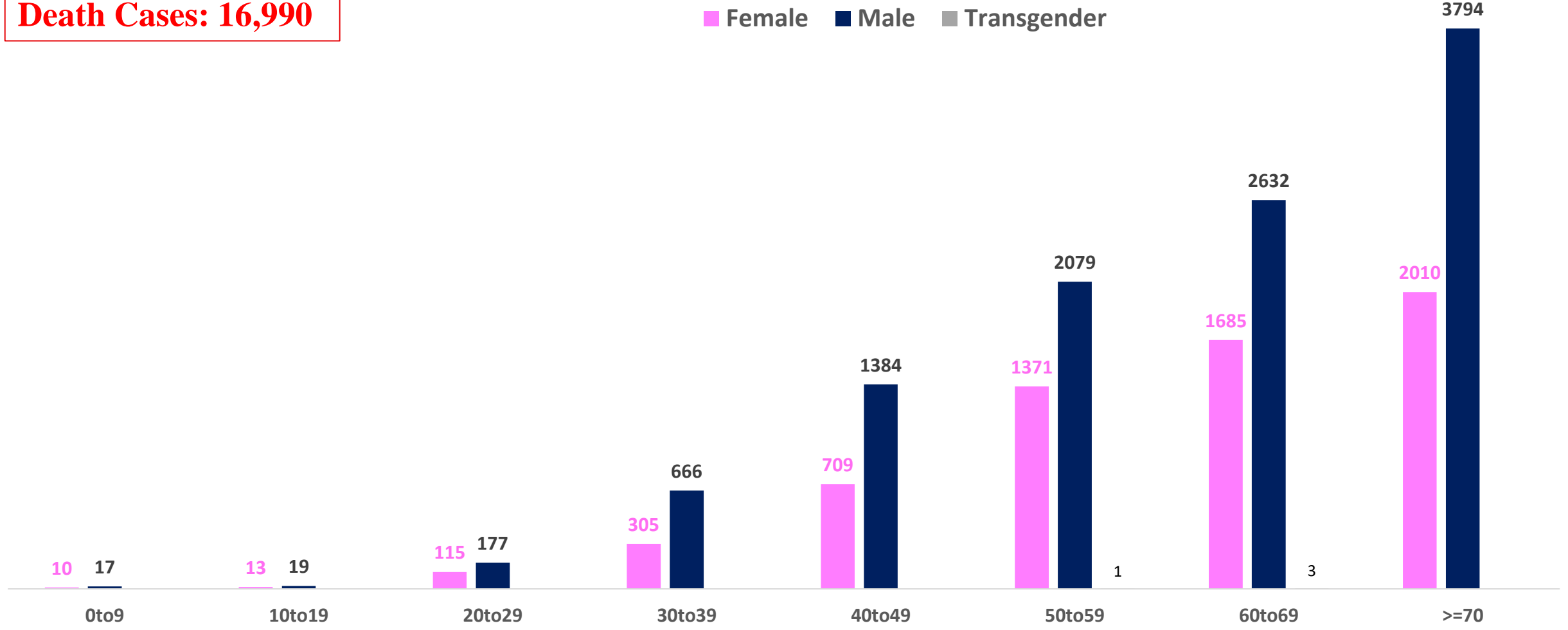




# AGE AND GENDER WISE DISTRIBUTION OF DEATH CASES



**Death Cases: 16,990**





# COVID-19 SCENARIO IN BENGALURU AND OTHER METROPOLITIAN CITIES



CITY NAME	Positive Cases	Active Cases	Recovered	Deceased	Vaccine Doses Administered
New Delhi	20,04,787	465	19,77,816	26,506	3,73,08,350
Bengaluru*	18,73,218	2,678	18,53,550	16,990	2,37,64,604
Mumbai	11,51,391	1,143	11,30,510	19,738	2,21,28,485
Chennai	7,91,805	2,168	7,80,567	9,070	1,13,83,871

Source : <https://dashboard.cowin.gov.in/> at 4:15pm (17.10.2022)  
Source : <https://www.covid19bharat.org/> at 4:15pm (17.10.2022)

\*includes BBMP & Bengaluru Urban



# SNAPSHOT OF COVID-19 CASES IN BENGALURU URBAN



**Total Wards With  
< =10 Cases\* :  
184**

**Tests Conducted  
on 16.10.2022:  
796**

**Recovery  
Rate\*:  
98.95%**

**Total  
Active Cases :  
2,678**

**Total Vaccinated  
on 16.10.2022:  
80**

**Positivity  
Rate\* :  
5.58%**

**Active  
Rate\*:  
0.14%**

**Case  
Fatality Rate\* :  
0.27%**





\*Total positive cases In the past 7 days

\*CFR and positivity is for Past 7 days



ಬೃಹತ್ ಬೆಂಗಳೂರು ಮಹಾನಗರ ಪಾಲಿಕೆ  
Bruhat Bengaluru Mahanagara Palike



<b>Download BBMP Bulletin</b>	<a href="https://apps.bbmpgov.in/covid19/mediabulletin.php">https://apps.bbmpgov.in/covid19/mediabulletin.php</a>
<b>To register for vaccination :</b>	<a href="https://selfregistration.cowin.gov.in/">https://selfregistration.cowin.gov.in/</a>
<b>BBMP COVID19 Dashboard:</b>	<a href="https://apps.bbmpgov.in/covid19/">https://apps.bbmpgov.in/covid19/</a>
<b>Follow us on:</b>	 <a href="http://www.facebook.com/bbmp.comm1/">www.facebook.com/bbmp.comm1/</a>
	 <a href="https://twitter.com/BBMPCOMM">twitter.com/BBMPCOMM</a>
	  <a href="https://www.instagram.com/BBMPSplHealth">BBMPSplHealth</a>

Issued by:

Honorable Chief Commissioner, BBMP  
Special Commissioner Health & IT, BBMP  
MD, Bengaluru Smart City Limited

THANK YOU !



75th Anniversary of India's Independence

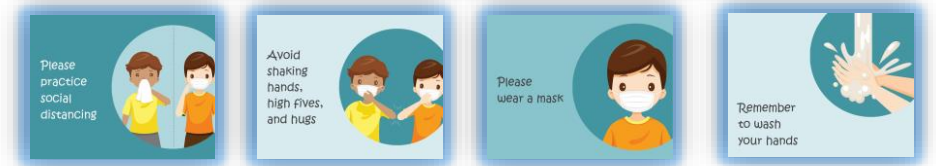
ಅರೋಗ್ಯ ಮತ್ತು ಕುಟುಂಬ ಕಲ್ಯಾಣ ಇಲಾಖೆ

ಯಾಕೆ ಎಲ್ಲರೂ ಮಾಸ್ಕ್ ಧರಿಸಿಲ್ಲ. ಕೋವಿಡ್ ಕೊನೆಗೊಂಡಿದೆಯೇ?

ಇನ್ನೂ ಇಲ್ಲ. ಕೋವಿಡ್ ನಮ್ಮ ನಡುವೆ ಇನ್ನೂ ಇದೆ. ನಾವು ಮಾಸ್ಕ್ ಧರಿಸುವುದನ್ನು ಮುಂದುವರಿಸಬೇಕು, ದೈಹಿಕ ಅಂತರವನ್ನು ಕಾಯ್ದುಕೊಳ್ಳಬೇಕು ಮತ್ತು ಕೈಗಳ ನೈರ್ಮಲ್ಯವನ್ನು ಕಾಪಾಡಿಕೊಳ್ಳಬೇಕು. ಇದು ನಮ್ಮೆಲ್ಲರ ಜವಾಬ್ದಾರಿ.

ಮಾಸ್ಕ್ ಧರಿಸಿ | ದೈಹಿಕ ಅಂತರವನ್ನು ಕಾಪಾಡಿ | ಕೈಗಳ ಸ್ವಚ್ಛತೆ ಕಾಪಾಡಿ | ಗುಂಪು ಸೇರುವುದನ್ನು ತಪ್ಪಿಸಿ | ಸ್ವಯಂಕ್ಷೇಪಣೆಗಾಗಿ ಲಸಿಕೆ ಪಡೆಯಿರಿ

ಹೆಚ್ಚಿನ ಮಾಹಿತಿಗಾಗಿ 24X7 ಉಚಿತ ಅರೋಗ್ಯ ಸಹಾಯವಾಣಿ 104 ಕ್ಕೆ ಕರೆ ಮಾಡಿ | ಎಲ್ಲರಿಗೂ ಅರೋಗ್ಯ ಎಲ್ಲೆಡೆಯೂ ಅರೋಗ್ಯ



Please practice social distancing

Avoid shaking hands, high fives, and hugs

Please wear a mask

Remember to wash your hands